

# ARTS AWARD DISCOVER

AT HOME

## PART A - WHAT'S IT ALL ABOUT?

Part A is about having a go at an art form!

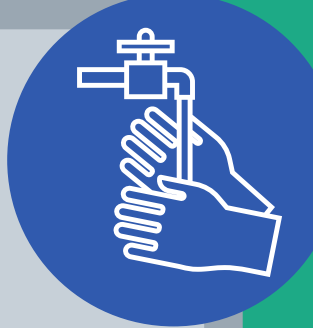
Read this sheet to help you decide which art form to try and how you might document your activity either on the Part A *Activity Sheet* or Part A section of the *Mobile Only Guide*. These have been designed to use what you might have at home but if not, think about what you *do* have that you could use instead, choose a different activity or create your own arts experiment- there's no need to make any extra trips to take part, stay safe!

1

### PAINTING & MESSY CRAFTS

Ideas to try at home:

- If you already have some paints, Gravity Painting combines STEAM based learning and having fun! To find out how to create a gravity painting, we like [artfulparent.com/gravity-painting-a-steam-art-project-for-kids/](http://artfulparent.com/gravity-painting-a-steam-art-project-for-kids/)
- No paint? No problem! Next time you go for a walk with your grown up, why not see what natural materials you can find? You could piece these together to make a collage.
- Why not create a sculpture of your favourite character by making playdough from ingredients at home? Find out how to here; [bbcgoodfood.com/howto/guide/playdough-recipe](http://bbcgoodfood.com/howto/guide/playdough-recipe) but be mindful of waste and if you have them already, why not use Blu tack or ready made playdough.



### DANCING

Ideas to try at home:

- Create a dance for your favourite happy song. Go with your instinct when creating the moves to express how the music makes you feel.
- Create four short mimed actions of your daily routine. These might be brushing your hair, cleaning your teeth etc. Repeat those to make a 'motif' then ask a grown up to help you find some music to set your '*Daily Routine Dance*' to!

Explore youtube tutorials with a grown up to learn a new dance style. We love this street dance masterclass: [www.bbc.co.uk/programmes/p05cmjx3](http://www.bbc.co.uk/programmes/p05cmjx3)

**TOP TIP:** Dancing can make you feel good!



### SINGING & MUSIC

Ideas to try at home:

- Choose a nursery rhyme or song you know well. Can you make up new words for it? Or perhaps you can make a new tune? Why not perform your new version to someone at home.
- Create a soundscape of a thunderstorm using parts of your body. Think about rain starting to fall (try finger tapping) to the clap of thunder at the end (hand claps).
- Repurpose everyday objects to make homemade musical instruments. Elastic bands placed around an open container can make a great string instrument or use saucepans as drums.

**TOP TIP:** Experiment with speed (musicians call this tempo)! A faster tempo will make things feel full of energy whereas a slower tempo will make your music or soundscape calmer.

# ARTS AWARD DISCOVER

AT HOME

1

## PART A - WHAT'S IT ALL ABOUT?



### PHOTOGRAPHY

Ideas to try at home:

- If you go for a walk, take a photo of something in nature that you would like to celebrate!
- What is your favourite colour? Collect things around the house of that colour and try positioning them in different arrangements to make interesting photos.
- Every picture tells a story! Create a mini scene with your favourite toys and other objects from around the home to make it look like an image from your very own tale.

**TOP TIP:** Experiment with lighting and where the objects are in relation to your camera as this will often change the way the photo looks.




### DRAMA

Ideas to try at home:

- Pick your favourite character from a book, film or tv show. What questions would you ask that character if you could meet them?

Now ask someone living at home with you to ask you those questions whilst you act and answer like the character. Think about what they might say, how they move, their facial expression and what their voice might be like.

- Find someone else to work with you on this one! Together you are going to create a story by taking it in turns to use one word at a time. David Farmer explains how to create a 'One Word Story' here: [dramaresource.com/one-word-at-a-time/](http://dramaresource.com/one-word-at-a-time/)



### DRAWING

Ideas to try at home:

- Try extending a magazine cut out image to continue the picture. Hints can be found at [artfulparent.com/drawing-prompts-for-kids-with-magazine-pictures/](http://artfulparent.com/drawing-prompts-for-kids-with-magazine-pictures/)
- Next time you go for a walk with a grown up, try and find something natural to draw. If it's a bit chilly to draw outside, ask your grown up to take a photo that you can copy from when you get home.
- Create a portrait of someone you live with by watching this great tutorial: [youtube.com/watch?v=uXIO6ocidiY](https://www.youtube.com/watch?v=uXIO6ocidiY)

**TOP TIP:** There is no right or wrong in drawing but there are many different styles!

..OR YOU MAY HAVE YOUR OWN IDEAS FOR WHAT ART FORM YOU WOULD LIKE TO TRY!



# ARTS AWARD DISCOVER

AT HOME


## PART A - WHAT'S IT ALL ABOUT?

2

DON'T FORGET YOU NEED TO FIND A WAY OF SHOWING YOU TOOK PART IN THE ACTIVITY! HERE ARE SOME CREATIVE WAYS YOU COULD DO THAT:

- Draw a picture of you doing the activity
- Take a photo of you doing your arts activity
- Write a poem about how you took part
- Make a video of you taking part

...Can you think of any more? If you're submitting your work, remember it needs to be uploaded online.



3

REMEMBER TO TRY DIFFERENT WAYS OF DOING YOUR ARTS ACTIVITY AND EXPERIMENT! THERE'S NO RIGHT OR WRONG WAY TO CREATE ART SO HAVE FUN WITH IT. YOU MAY BE ASKED TO THINK ABOUT WHAT YOU DISCOVERED IN PART C!



# ARTS AWARD DISCOVER

AT HOME


## PART B - WHAT'S IT ALL ABOUT?

Part B is about finding out about an artist.

You may need help from a grown up to research them online. You can choose any artist you like but if you get stuck, we have suggested some local artists below. Once you have done your research, complete the *Part B Activity Sheet* or see the Part B Section of the *Mobile Only Guide*.

### YOUR CHOSEN ARTIST MIGHT BE AN...

- \*Actor
- \*Musician
- \*Performer
- \*Poet
- \*Writer
- \*Singer
- \*Visual artist
- \*Crafter
- \*Textile artist
- \*Sculptor
- \*Illustrator
- \*Painter
- \*Jewellery maker
- \*Photographer
- \*Architect
- \*Designer



STILL STUCK FOR IDEAS?  
HOW ABOUT A LOCAL ARTIST...




#### ILLUSTRATORS

Denise Hughes  
(Children's illustrator)  
[www.denisehughes.co.uk](http://www.denisehughes.co.uk)



#### DANCERS

Commotion Dance  
(Children's Dance Creators)  
[www.commotiondance.co.uk](http://www.commotiondance.co.uk)



#### TEXTILE ARTIST

Harriet Riddell  
(Stitched Portraits)  
[www.harrietriddell.com](http://www.harrietriddell.com)



#### ACTORS

Stuff and Nonsense  
(Children's Theatre Company)  
[aloadofstuffandnonsense.co.uk](http://aloadofstuffandnonsense.co.uk)



#### DESIGNERS

Rachel Reynolds  
(Interior Designer)  
[www.rachel-reynolds.co.uk](http://www.rachel-reynolds.co.uk)



#### JEWELLERY MAKER

Rosie Wesley  
(Metal work and jewellery)  
[www.rosiewesley.com](http://www.rosiewesley.com)


# ARTS AWARD DISCOVER

AT HOME

## PART C - WHAT'S IT ALL ABOUT?

Part C is about sharing your Arts Award Discover work with someone else. Once you have planned your answers, complete the *Part C Activity sheet* or see the Part C section on the *Mobile Only Guide*.

HERE ARE SOME GREAT QUESTIONS TO THINK ABOUT YOUR ARTS AWARD EXPERIENCE...



WHAT DID YOU ENJOY ABOUT THE ARTS AWARD DISCOVER?

WHAT DID YOU NOT ENJOY ABOUT THE ARTS AWARD DISCOVER?

HOW DO YOU FEEL HAVING FINISHED THE ARTS AWARD DISCOVER?

WHAT DID YOU LEARN FROM DOING THE ARTS AWARD DISCOVER THAT YOU DIDN'T KNOW BEFORE?

.. Why not create your own news report of your Arts Award Discover experience?

You could grab a grown up at home to ask you the questions on this page. .

